



## Camouflage Collection

**Reference** V 45 CC DT CAMOU NR MC (SB)

**Case** Vanguard case  
Titanium  
TEST 20 12 2022  
Sapphire crystal  
Water resistant up to 30 meters

**Dial** Applique numerals meticulously painted and applied by hand

**Functions** Hours, Minutes, Seconds at 9 o'clock, Chronographe (Seconds on the centre, Minutes at 3 o'clock)

**Instructions** Crown with 2 positions at 3 o'clock : 1. Winding. 2. Setting time  
Pusher at 2 o'clock : Start / Stop of the Chronograph  
Pusher at 4 o'clock : Reset at zero of the Chronograph

**Movement** MVT FM 7000-C2-DT  
Automatic movement  
Power reserve of 46 hours  
283 components  
25 rubies  
Diameter: Ø 30.40 mm. Thickness: 7.90 mm  
Balance wheel frequency set at 28'800 alternations per hour

**Movement Decoration** Côtes de Genève on the bridges and the rotor  
Polishing on the recesses  
Chamfering of the bridges and pivots  
Soleil finishing on the rotor segment  
Satin finishing on the pivots  
Perlage on the main plate and the barrel cover

**Bracelet** Hand sewn alligator strap



# FRANCK MULLER MOVEMENT FINISHES AND DECORATIONS

All the movement components of Franck Muller manufacture timepieces present exceptional finishes and esthetics, whether visible or not. It is this level of care exercised by our workshops that gives Franck Muller watches an exceptional dimension that is truly in keeping with the art of watchmaking.



## ENGRAVING

Engraving is used to personalize and embellish our watches with open case backs. Designs are engraved onto parts of the movement to adorn the timepiece and give it its own unique personality.




## CHAMFERING

Also known as beveling, this finish is performed by hand and involves 'breaking' the edge between the surface and flanks of a part, most often by means of a 45° chamfer, which is then carefully polished. In addition to looking attractive, chamfering helps to remove sharp edges, which can create notches that can prevent a movement from functioning correctly.



## CIRCULAR SATIN BRUSHING

Circular satin brushing, also known as circular graining, is a finishing operation that leaves fine circular marks and adds shine. This decoration is created by pressing a buff against the surface of a part as it rotates.



## CÔTES DE GENÈVE

Côtes de Genève, or Geneva stripes, look like small parallel waves cut into a metallic surface. They are used to adorn bridges and the rotor plate. For a long time, this now famous decoration was a distinctive mark of a Geneva-made watch.



## MIRROR POLISHING

Mirror polishing, also known as black or specular polishing, is the highest attainable level of polish. It leaves no visible marks and produces exceptional optical effects. It only reflects light in a single direction and, depending on how it is oriented, the piece flashes from deep black to dazzling white.



## DIAMOND POLISHING

Diamond polishing is performed by turning or milling non-ferrous metals using diamond-set tools. Diamond polishing is used to create very shiny surfaces, such as on bridge bevels.




## PERLAGE

Perlage, also called stippling or spotting, is a decoration made up of small circles or spots that slightly overlap. It is mainly found on the bearing surfaces of movement main plates. It is performed by hand using artisanal techniques.




## BEAD BLASTING

Bead blasting, also known as sand blasting or shot blasting, is an impact-based surface treatment. Fine glass beads are projected at a surface to scour it without causing damage. The resulting surface has a shiny, satin-finished look. In addition to its esthetic appeal, bead blasting also helps to remove sharp edges, which are a source of notches.



## DRAWING

Drawing is an operation specific to fine watchmaking that is carried out on the flanks of parts. First, the artisan trims and rubs down the surfaces to make them less rough, then uses a buff to make them look smooth and clean.



## SUNRAY BRUSHING & SNAILING

Sunray brushing is a decoration formed of straight lines radiating from the center of the part outward, like the sun's rays. Snailing is a variant of this, where the straight lines are replaced with slight spirals. These finishes are most often found on the rotor segment and barrel.



## SATIN BRUSHING

This technique involves decorating a metal surface with a mass of extremely thin parallel lines. The resulting effect is regular and clean, and catches the light from several angles. The finish must be consistently applied and, above all, the micro-lines must be precisely parallel.



## RHODIUM PLATING

Rhodium plating, also known as rhodium coating or rhodium finishing, uses electroplating to deposit a thin layer of 24K gold on a piece, followed by a thin layer of rhodium to prevent corrosion and extend its life.